

OY TEEMA LINE LTD

TEL: +358 - 3 - 4246 2700
 FAX: +358 - 3 - 4246 2718
 info@thune.fi
 www.kurtthune.com



you deserve X,9s!



CANVAS-PRO

(SHELL 1,2mm CANVAS - LINING 1,2mm CANVAS)

2015
J32 ENG

FOR OY
TL LTD
ONLY!!

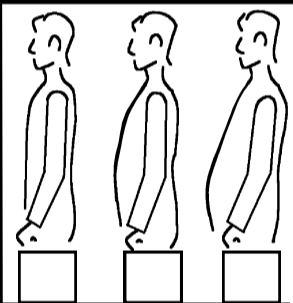
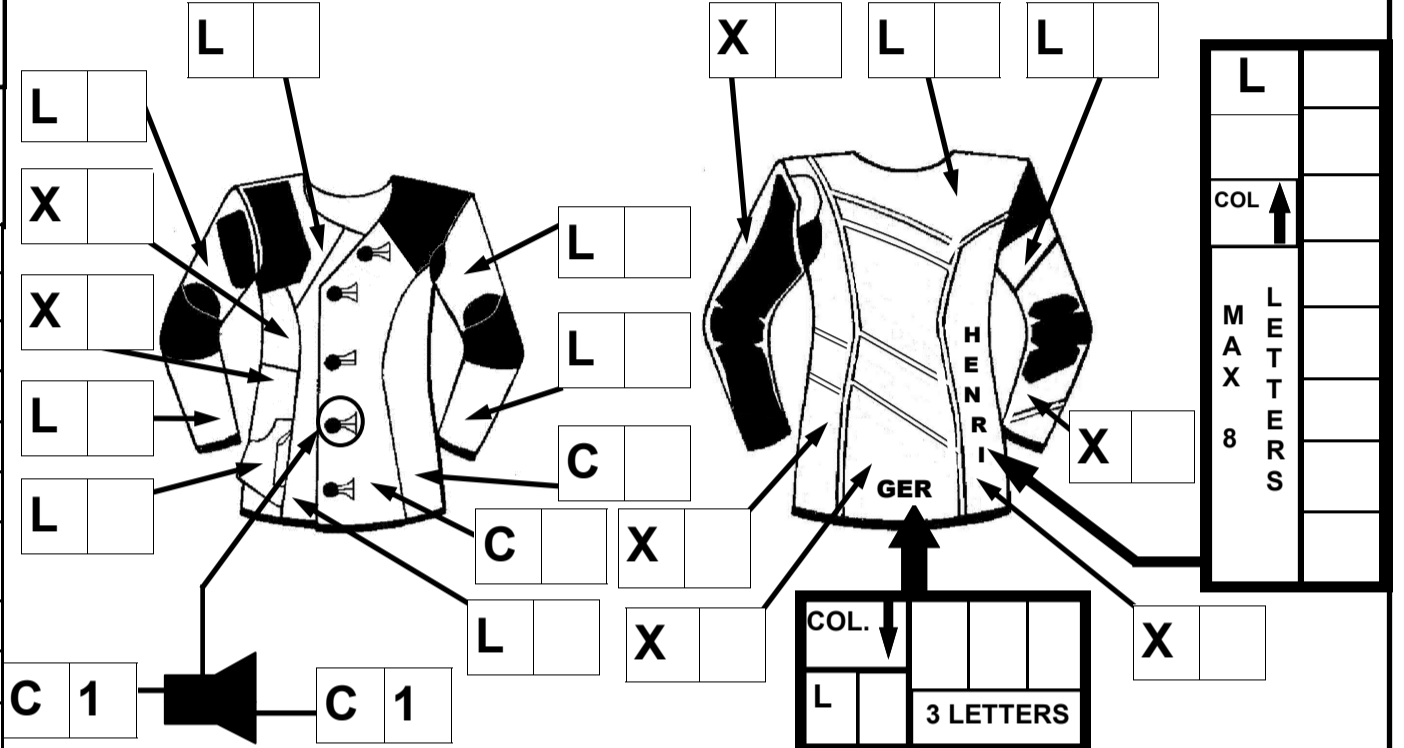
DATE: ___ / ___ /201___

I WILL USE YES WEIGHT kg
 SHOOTING NO TOTAL HEIGHT cm
 PANTS NO JACKET SIZE

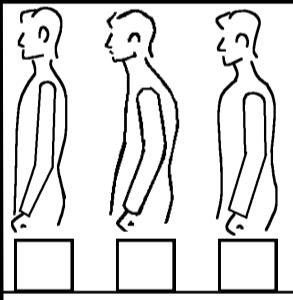
RIGHT HANDED MALE IF UNDER 20 YEARS OLD, AGE:
 LEFT HANDED OR FEMALE YEARS

I WANT STANDARD COLOURS
(BLACK AND WHITE WITH WHITE PIPING)

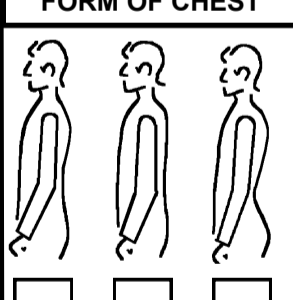
MATERIAL	X 1,2 mm CANVAS	C CLARINO	L LEATH- ER	PIPING MARK X
COLOUR				
WHITE	X 0	—	L 0	
BLACK	X 1	C 1	L 1	
GREY	—	C 2	L 2	
RED	—	C 3	L 3	
ORANGE	—	—	L 4	
BLUE	—	—	L 6	
APPLE GREEN	—	—	L 8	
YELLOW	—	—	L 9	
TURQUOISE	—	—	L 10	
FUXIA	—	—	L 11	




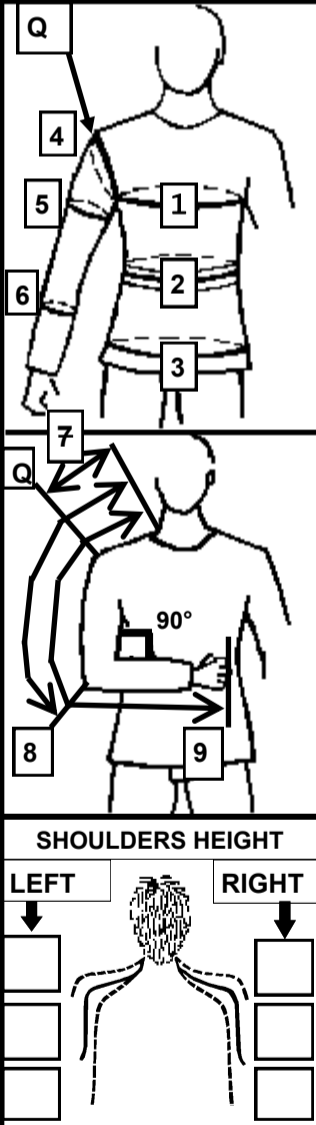
FORM OF STOMACH



FORM OF CHEST



FORM OF BACK



MEASURE WITHOUT SHOOTING PANTS BUT OVER UNDERWEAR & SHOOTING SWEATER!!

	S	K	E
1. AROUND CHEST, MAXIMUM.			
2. AROUND WAIST.			
3. AROUND HIPS, MAXIMUM.			
4. AROUND SHOULDER AT Q-POINT.			
5. AROUND UPPER ARM, MAXIMUM.			
6. AROUND ARM BELOW ELBOW, MAXIMUM.			
7. FROM NECK TO Q-POINT.			
8. FROM NECK OVER Q-POINT TO BACK OF ELBOW POINT.			
9. NECK/Q-POINT/BACK ELBOW POINT TO END OF FIST.			
10. FROM NECK TO WAIST (See figure).			
11. TOTAL LENGTH FROM NECK TO BOTTOM END OF FISTS WITH ARMS STRAIGHT!			
12. WIDTH BETWEEN Q-POINTS.			
13. WIDTH OF BACK.			
14. MIDDLE OF BACK TO ELBOW POINT IN STANDING POSITION.			

REMARKS (SPECIAL BODY-BUILD or SHOOTING POSITION ETC.):

OY TEEMA LINE LTD REMARKS:
KIRJ. _____ kpl.

SHOOTER'S NAME
 ADDRESS
 ZIP CODE CITY

PHOTOS BY EMAIL:
NB!! NAME OF MEASURING PERSON:

YOUR DEALER:
 Brenzovich Firearms & Training Center
 22301 Texas 20
 Fort Hancock, Texas 79839
 1.877.585.3775

COUNTRY
 PHONE HOME/WORK/HANDY
 E-MAIL
 SIGNATURE OF CUSTOMER